



MC285-2

MINI CRAWLER CRANE

6,210 lb. (2,820kg)
maximum capacity

SLIM 30" (750mm) BODY

5 SECTION BOOM - 28'1" (8.57m)

BOOM TIP SEARCHER HOOK (optional)
31'10" (9.7m) MAXIMUM LIFTING HEIGHT

CONFINED AREA 12 POSITION
OUTRIGGER SYSTEM

MOMENT LIMITER DIGITAL LOAD SYSTEM

360° CONTINUOUS SWING


AUXILIARY WINCH w/ LONG ROPE
& HIGH CAPACITY (optional)

REMOTE CONTROL
WITH LOAD/CAPACITY DISPLAY

MULTIPLE POWER OPTIONS
DIESEL/GAS/LPG/ELECTRIC



Moment Limiter Digital Load System



Remote Control



Searcher Hook



Auxiliary Winch



LPG Motor Power



Electric Motor

SPECIFICATIONS

RATED TOTAL LOAD

022419

Maximum Capacities	Main Boom: 4 Part Line - 6,210 lb. (2820kg) 2 Part Line - 3,100 lb. (1405 kg) 1 Part Line - 1,560 lb. (708 kg) Boom Tip Searcher Hook: 1,870 lb. (850kg) Auxiliary Winch: 1,980 lb. (900kg)
Maximum Lifting Height	Hook Block, Ball: 28.54' (8.7m) Boom Tip Searcher Hook: 31.8' (9.7m)
Maximum Radius	Main Boom: 26.9' (8.2m) Boom Tip Searcher Hook: 29.4' (8.9m) Auxiliary Winch: 27.6' (8.4m)
Maximum Reach Below Grade	4 Part Line: 33' (10.1m) 2 Part Line: 66' (20.2m) 1 Part Line: 132' (40.4m) [164' (50m) w/ optional wire rope] Auxiliary Winch 1 Part Line: 328' (100m)
Boom System	Auto Telescopic 8'4" - 28'1" (2.53m - 8.57m) Range 0° - 76°
Travel System	0 - 1.25 mph (0-2.0 kph) 20° Gradability Track Footprint: 3'2" x 8" (975mm x 200mm) ea. Ground Pressure: 7.68psi, (52.9kpa), average/varies
Standard Engines (choose Diesel or Gasoline)	Diesel: IHI Shibaura, E672L-F6701, 8.57hp, EPA Tier 4 final, 3.1 gal. tank Gas: Briggs-Stratton 3564, 14.5hp, EPA Comp. 2.1 gal. tank
Dual Power (choose combination Diesel/Electric or Gasoline/LPG)	Electric: Motor 208-230V 3P, Inverter Controlled 60Hz LPG: 33.5lb Propane Cylinder
Remote Control	Graduated Crane & Outrigger Operation, 4 Micro Speed Settings, Digital Load & Capacity Display
Optional Equipment	Boom Tip Searcher Hook, Wireless Remote, White Rubber Tracks, Single Part Ball/Hook, Man Basket, Rotation Resistant Wire Rope, Oktopus Glass Lifter/Manipulator, Custom Paint Color, Exhaust Scrubber, Transport Trailer, Outrigger Pads

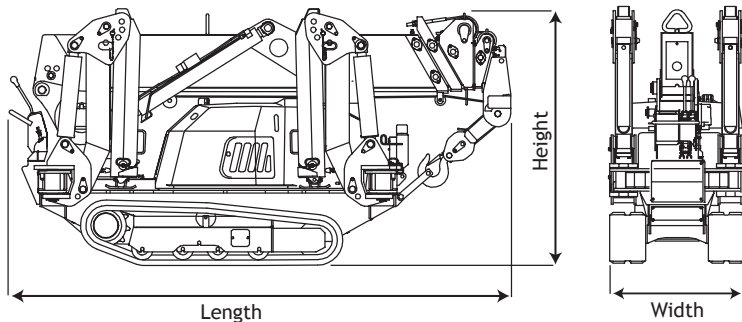
MAXIMUM Outriggers, 4 Part Line					
Boom Length	8.3 Ft.	8.4 - 13.3 Ft.	13.4 - 18.2 Ft.	18.3 - 23.2 Ft.	23.3 - 28.1 Ft.
Radius (Ft.)	Load (Lbs.)	Load (Lbs.)	Load (Lbs.)	Load (Lbs.)	Load (Lbs.)
≤ 4.5	6,210	6,210	2,700		
5.0	5,490	5,490	2,700		
6.5	4,280	4,280	2,700	1,800	
7.0	4,020	4,020	2,700	1,800	1,210
8.0		3,550	2,700	1,800	1,210
10.0		2,630	2,630	1,800	1,210
12.0		2,050	2,000	1,780	1,210
13.0			1,750	1,650	1,210
15.0			1,350	1,240	860
17.0			1,160	1,010	710
18.0				950	660
20.0				820	570
21.9				730	480
25.0					380
26.9					330

OTHER THAN MAXIMUM Outriggers, 4 Part Line					
Boom Length	8.3 Ft.	8.4 - 13.3 Ft.	13.4 - 18.2 Ft.	18.3 - 23.2 Ft.	23.3 - 28.1 Ft.
Radius (Ft.)	Load (Lbs.)	Load (Lbs.)	Load (Lbs.)	Load (Lbs.)	Load (Lbs.)
≤ 4.5	3,790	3,790	1,100		
5.0	3,720	3,720	1,100		
6.5	2,410	2,410	1,100	900	
7.0	2,100	2,100	1,100	900	720
8.0		1,500	1,100	900	720
10.0		1,110	1,100	900	720
12.0		790	850	860	720
13.0			750	750	720
15.0			590	600	600
17.0			440	450	450
18.0				400	400
20.0				340	340
21.9				260	260
25.0					170
26.9					130

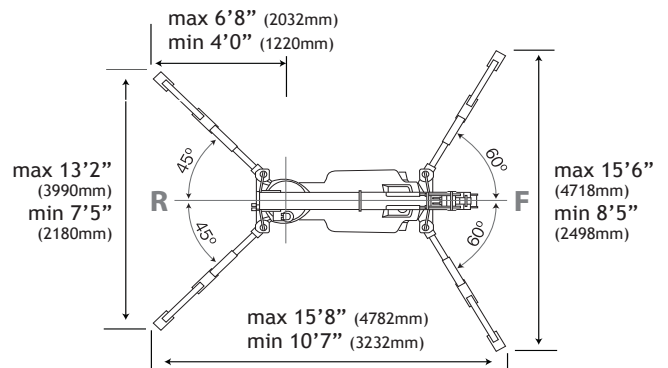
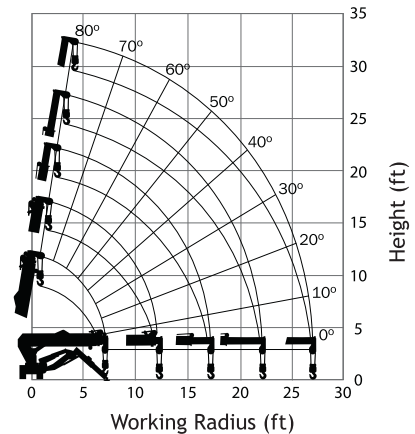
DIMENSIONS AND WEIGHTS

machine in stowed/travel position

Maeda Model:	LENGTH	WIDTH	HEIGHT	WEIGHT
MC285CRM-2 (diesel)	9'4" (2825mm)	30" (750mm)	4'10" (1470mm)	4,325lb. (1,960kg)
MC285CRME-2 (diesel/electric)	11'3" (3390mm)	30" (750mm)	4'10" (1470mm)	4,675lb. (2,120kg)
MC285CGRM-2 (gas)	9'4" (2825mm)	30" (750mm)	4'10" (1470mm)	4,200lb. (1,900kg)
MC285CGRM-2LPG (gas/propane)	10'7" (3205mm)	30" (750mm)	4'10" (1470mm)	4,325lb. (1,957kg)
SEARCHER HOOK (option)	+8" (200mm)	0	0	+44lb. (20kg)
AUXILIARY WINCH (option)	+9" (230mm)	0	+8" (200mm)	+400lb. (182kg)



WORKING RANGE



The Rated Total Load Chart is supplied for reference only. Operator and all personnel must refer to the actual crane Rated Total Load Chart to determine allowable machine lifting and operating procedures. We are constantly improving our products and reserve the right to change design and specifications at any time. ASME B30.5 2014. ISO 9001 compliant.

Maeda USA

Tel: (713) 715-1500

Email: cranes@maedausa.com

www.maedausa.com



USA - CANADA
LATIN AMERICA